

# Electronics Technology

2nd Edition



3G E-LEARNING



ELECTRONICS TECHNOLOGY

2ND EDITION



3G E-LEARNING

© 2023 3G E-learning LLC  
90 Church Street  
FL 1 #3514  
New York, NY 10008  
United States of America  
[www.3ge-learning.com](http://www.3ge-learning.com)  
email: [info@3ge-learning.com](mailto:info@3ge-learning.com)

Authored and Edited by 3G E-learning LLC, USA

ISBN: 978-1-98467-996-3

This book contains information obtained from highly regarded resources. A wide variety of references are listed. Reasonable efforts have been made to publish reliable data and information, but the authors, editors, and the publisher cannot assume responsibility for the legality of all materials or the consequences of their use. The authors, editors, and the publisher have attempted to trace the copyright holders of all material in this publication and express regret to copyright holders if permission to publish has not been obtained. If any copyright material has not been acknowledged, let us know so we may rectify in any future reprint. Registered trademark of products or corporate names are used only for explanation and identification without intent to infringe.

**Notice:** Registered trademark of products or corporate names are used only for explanation and identification without intent of infringement. Case Studies and/or Images presented in the book are the proprietary information of the respective organizations, and have been used here specifically and only for educational purposes. Although care has been taken to check accuracy of formulas and procedures, the detailed methods should be tested further on a small scale before being adopted commercially.

For more information about 3G E-Learning LLC and its products, visit [www.3ge-learning.com](http://www.3ge-learning.com)

# TABLE OF CONTENTS


Preface

xiii

## **Chapter 1 Introduction to Electronics**

---

**1**



Introduction

1

1.1 Overview of Basic Electronics

2

1.1.1 Electronic Workbench

2

1.1.2 Storage

3

1.1.3 Tools

4

1.1.4 Electronic Components

8

1.2 Concept of Circuit

13

1.2.1 Schematic Diagram

14

1.2.2 Schematic Diagram for LED Circuit

15

1.2.3 How to Determine a Resistor Size

15

1.2.4 How to Use a Breadboard

17

1.2.5 How to Solder

21

1.3 Semiconductor Materials

21

1.3.1 Intrinsic Semiconductor

23

1.3.2 Extrinsic Semiconductor

31

1.3.3 P-N Junction

37

1.3.4 Depletion Region

42

Summary

46

Knowledge Check

47

Review Questions

49

References

50



## Chapter 2 Junction Field-effect Transistors (JFET)

51



Introduction	51
2.1 Overview of Junction Field Effect Transistor	52
2.1.1 N-Channel JFET	55
2.1.2 P-Channel JFET	56
2.1.3 Operation of Junction Field Effect Transistor or JFET	57
2.1.4 Junction Field Effect Transistor Characteristics	59
2.2 Applications of JFET	60
2.3 Metal Oxide Semiconductor Field Effect Transistor (MOSFET)	61
2.3.1 Constructional Features of a Power MOSFET	63
2.3.2 Operating principle of a MOSFET	66
2.3.3 Steady state output i-v characteristics of a MOSFET	68
2.3.4 Switching characteristics of a MOSFET	71
2.3.5 Switching Waveforms	73
2.3.6 MOSFET Gate Drive	75
Summary	82
Knowledge Check	83
Review Questions	85
References	86

## Chapter 3 Semiconductor Basics


87



Introduction	87
3.1 Conduction in Semiconductors	88
3.1.1 Intrinsic Semiconductors	91
3.1.2 Extrinsic Semiconductor	91
3.1.3 Semiconductors Materials	97
3.2 Electronic Properties of Semiconductor	99
3.3 Semiconductor Diodes	111
3.3.1 Anatomy of Semiconductor Diodes	112
3.3.2 Semiconductor PN Junction Diode Theory	117
3.4 Vacuum diode	119
3.4.1 Two electrodes of vacuum diode	119
Summary	128
Knowledge Check	129
Review Questions	131
References	132

## Chapter 4 Bipolar Junction Transistor (BJT) 133

---



Introduction	133
4.1 Concept of Bipolar Junction Transistor	134
4.1.1 BJT Operation Modes	135
4.2 Types of Bipolar Junction Transistors (BJTs)	137
4.2.1 NPN Transistor	138
4.2.2 PNP Transistor	148
4.3 Transistor Construction and Configuration	153
4.3.1 Grown Junction Transistor	154
4.3.2 Alloy Junction Transistor	154
4.3.3 Diffusion Junction Transistor	155
4.3.4 Epitaxial Junction Transistor	157
4.3.5 Point Contact Junction Transistor	158
4.3.6 Transistor Configuration	158
4.3.7 Common Base (CB) Configuration	159
4.3.8 Common Emitter (CE) Configuration	160
4.3.9 Common Collector (CC) Configuration	161
Summary	164
Knowledge Check	165
Review Questions	168
References	169

## Chapter 5 Electronic Measurements and Instrumentation 171

---




Introduction	171
5.1 Overview of Electronic Measurements	172
5.1.1 Voltmeter	176
5.1.2 Ammeter	177
5.1.3 Ohmmeter	177
5.1.4 Multimeter	178
5.2 Frequency and Phase Measurement	179
5.3 Types of Performance Characteristics	188
5.3.1 Static Characteristics	188
5.3.2 Dynamic Characteristics	191
5.4 Electronic Measuring Instruments: Errors	192
5.4.1 Gross Errors	192
5.4.2 Systematic Errors	193
5.4.3 Random Errors	193
Summary	198
Knowledge Check	199




Review Questions	201
References	203

## Chapter 6 Analog and Digital Circuit 205



Introduction	205
6.1 Introduction to Analog Circuits	206
6.1.1 Transistor Action	206
6.1.2 Gate circuits	208
6.1.3 Single-stage amplifiers	210
6.1.4 Oscillators	214
6.2 Operational Amplifiers	215
6.3 Basics Digital Circuit	222
6.3.1 Analysis of Digital Circuits	223
6.3.2 Time Dependence	227
6.3.3 Flip-flops and Counters	228
6.3.4 Logic families	230
6.3.5 Connecting Gates	231
6.3.6 Conversion circuits	232
Summary	236
Knowledge Check	237
Review Questions	239
References	240

## Chapter 7 Antenna Technology 241



Introduction	241
7.1 Overview of Antenna	242
7.1.1 History of an Antennas	243
7.1.2 Fundamental Parameters of Types of Antennas	245
7.1.3 Properties of Types of Antennas	246
7.1.4 Different Types of Antennas	248
7.1.5 Types of Antennas used in Satellite Communication	258
7.1.6 Types of Antennas used in Mobile Communications	260
7.2 Antenna Polarization	260
7.2.1 Types of Antenna Polarization	262
7.3 Antenna Array	265
7.3.1 Antenna Array Working	266
7.3.2 Antenna Array Types	267
7.4 Lens Antenna	273
7.4.1 Operating Principle	273

7.4.2 Working of Lens Antenna	274
7.4.3 Types of Lens Antenna	275
Summary	281
Knowledge Check	282
Review Questions	283
References	285

---

## Index

287



# INDEX

## A

AC signals 185, 186, 188, 212  
AC voltage 176, 180, 182, 183, 185  
Algebraic manipulation 226  
Alloy Junction Transistor 154  
Alternating current (AC) 111, 114  
Alternator 179, 180  
amplification 134, 137, 154  
Amplifier 210, 211, 212, 213, 214, 215, 216, 217,  
218, 219, 220  
Analog circuitry 223  
Analog component 222  
Antenna array 241, 244, 265, 266, 267, 271, 272,  
284  
Asynchronous logic 224, 228  
ATM (Automated Teller Machine) 38  
atomic structure 23, 32  
Auger Electron Spectroscopy (AES) 106

## B

Bandwidth 245, 246  
base 134, 135, 136, 137, 140, 141, 142, 143, 144, 145,  
146, 147, 149, 150, 151, 152, 153, 154, 155, 156, 157,  
158, 159, 160, 161  
Base-collector junction 152  
Bipolar junction transistor (BJT) 116  
Bridge circuit 181, 182

## C

Cathode ray tube (CRT) 185  
Chemical Vapor Deposition (CVD) 104  
Circular polarization (CP) 263  
collector 134, 135, 136, 137, 140, 141, 142, 143, 144,  
145, 147, 149, 150, 151, 152, 153, 154, 155, 156, 157,  
158, 159, 160, 161  
Combinatory logic 224  
Common Base (CB) Configuration 159  
Common Collector (CC) Configuration 161  
Common Emitter (CE) Configuration 160  
Compound statement 225  
conduction band 22, 23, 25, 26, 27, 28, 29, 30, 31,  
35, 36  
conventional current 27, 28  
conventional current direction 27, 28

## D

DC component 210, 211  
DC currents 179  
depletion region 42, 43, 45  
Diffusion Junction Transistor 155  
Digital circuits 206, 236  
Digital converter 231, 233  
Digital integrated circuit 234  
diode 38, 39, 42  
Dipole antenna 251, 252, 253, 254, 266, 274, 281,  
282, 285



## E

Electrical conductivity 142  
 Electric circuit 173, 176, 177, 183, 198  
 electric current 22, 27, 136, 140, 142, 145, 146, 148, 151, 152, 153, 158  
 Electromagnetic radiation 242, 279  
 Electromagnetic wave 247, 251, 260, 261  
 electron-carrier concentration 28, 29, 30, 31  
 electron current 25, 27  
 Electronic component 94, 112, 116  
 Electronic instrument 178  
 Electronic measurements 171, 172, 173, 175  
 Electronics 1  
 electronic signals 153, 154  
 electron motion 25  
 emitter 134, 135, 136, 137, 140, 141, 142, 143, 144, 145, 146, 147, 149, 150, 151, 152, 153, 154, 155, 156, 157, 158, 159, 160, 161  
 Emitter-base-collector current 153  
 Emitter-base Junction 143  
 Epitaxial Junction Transistor 157  
 Equivalent circuit 183  
 Extrinsic semiconductor 31

## F

Fermi level 29, 30, 31, 35, 36, 37  
 Flip-flops 228  
 free electrons 22, 25, 27, 28, 29, 30, 31, 33, 34, 35, 36, 39, 40, 41, 42, 43, 44, 45  
 Frequency 179, 180, 181, 182, 183, 184, 185, 186, 187, 188

## G

Gate drive voltage 73  
 Gate oxide 65, 66, 67, 71, 72  
 Global Position Satellites (GPS) 244  
 Grown Junction Transistor 154

## H

Harmonic analyzers 174  
 Hetero bipolar junction 139  
 hole-carrier concentration 28, 29, 30, 31

## I

Inductance 183  
 intrinsic semiconductor 22, 23, 25, 26, 27, 28, 29, 30, 31, 37, 43

## J

Junction diode 114, 115, 117  
 Junction drop 207  
 Junction transistors 153

## L

Laboratory 184  
 Leakage current 231  
 Lens antenna 273, 283  
 Light Emitting Diodes (LED's) 113  
 Linear polarization 262  
 Logical functions 224  
 Logic circuitry 233  
 Loop Antenna 248, 253

## M

Measurement 179, 180, 182, 184, 185  
 Medium Earth Orbit (MEO) 244  
 Metal Oxide Semiconductor Field Effect Transistor 61  
 Microwave frequencies 242, 256, 260  
 Molecular Beam Epitaxy (MBE) 101, 105

## N

n-channel JFET 55, 57  
 Negative ion 44  
 NPN transistor 138, 153  
 n-type semiconductor layers 138, 140

## O

Ohmmeter 178, 199

## P

p-channel JFET 55  
 Pentavalent impurity 31  
 Periodic signal 214



p-n junction 112, 116  
 PNP transistor 138, 153  
 Point Contact Junction Transistor 158  
 positive charge carrier 25  
 Power signal 222, 223  
 p-type semiconductor layer 138, 140, 157, 158  
 Pure semiconductors 23

## R

Radio antennas 243, 260, 278, 281  
 Radio frequency (RF) 114  
 Right Hand Circular Polarization (RHCP) 263

## S

SCaN (Space Communications and Navigation)  
 242, 281  
 Semiconductor 55, 58, 59, 61, 62, 63, 65, 67, 71  
 Semiconductor components 112  
 Semiconductor diode 111  
 Single integrated circuit 228

## T

thermal energy 25, 42  
 transistor 134, 135, 136, 137, 138, 140, 141, 143,

145, 148, 149, 151, 153, 154, 155, 158, 159  
 Transistor circuitry 208  
 Transistor Configuration 158  
 Transistor Construction 140, 149, 153  
 Transmission electron-microscope (TEM) 109  
 Trivalent impurity 32  
 TTL circuits 209

## V

valence band 22, 23, 25, 26, 27, 28, 29, 30, 31, 35,  
 36, 37  
 Very Large Array (VLA) 243  
 Volt direct current (VDC) 111  
 Volts alternating current (VAC) 115  
 Volts direct current (VDC) 115, 234

## W

Waveguide 175  
 Wire antennas 250  
 Wireless communication system 245  
 Wireless communication technology 250

## Y

Yagi-Uda Antennas 248